



**STATEMENT OF APPROVED BUDGET, UTILIZATIONS, DISBURSEMENTS AND BALANCES**  
As of the Quarter Ending September 30, 2020


Department: STATE UNIVERSITIES AND COLLEGES  
 Agency: CAVITE STATE UNIVERSITY  
 Operating Unit:  
 Organization Code (UACS): 08-039-00-0000  
 FUNDING Source Code: GEN FUND 101


FAR No. 1

| Particulars                       | UACCS CODE   | Approved Budget           |             |                           | Budget Utilization |                |                     |                |               | Disbursements   |                |                |                |                  | Balances      |                    |                          |
|-----------------------------------|--------------|---------------------------|-------------|---------------------------|--------------------|----------------|---------------------|----------------|---------------|-----------------|----------------|----------------|----------------|------------------|---------------|--------------------|--------------------------|
|                                   |              | Approved Budgeted Revenue | Adjustments | Adjusted Budgeted revenue | 1st Quarter        | 2nd Quarter    | 3rd Quarter         | 4th Quarter    | TOTAL         | 1st Quarter     | 2nd Quarter    | 3rd Quarter    | 4th Quarter    | TOTAL            | Unused Budget | Unpaid Obligations |                          |
|                                   |              |                           |             |                           | Ending March 31    | Ending June 30 | Ending September 30 | Ending Dec. 31 |               | Ending March 31 | Ending June 30 | Ending June 30 | Ending Dec. 31 |                  |               | Due and Demandable | Not yet due & Demandable |
| 1                                 | 2            | 3                         | 4           | 5=(3+4)                   | 6                  | 7              | 8                   | 9              | 10=(6+7+8+9)  | 11              | 12             | 13             | 14             | 15=(11+12+13+14) | 16=(5-10)     | 17                 | 18                       |
| <b>I. AGENCY SPECIFIC BUDGET</b>  |              |                           |             |                           |                    |                |                     |                |               |                 |                |                |                |                  |               |                    |                          |
| Operations                        | 3 00 0000000 |                           |             | -                         |                    |                |                     |                | -             |                 |                |                |                | -                |               |                    |                          |
| MFO 1 - Higher Education          | 3 01 0000000 |                           |             | -                         |                    |                |                     |                | -             |                 |                |                |                | -                |               |                    |                          |
| PAP                               |              |                           |             | -                         |                    |                |                     |                | -             |                 |                |                |                | -                |               |                    |                          |
| PS                                | 5 01 00 000  | 37,049,307.77             |             | 37,049,307.77             | 9,270,647.40       | 6,835,307.44   | 7,109,825.63        | -              | 23,215,780.47 | 9,207,723.87    | 6,880,007.27   | -              | -              | 16,087,731.14    | 13,833,527.30 | 7,148,049.33       |                          |
| MCOE                              | 5 02 00 000  | 9,747,000.00              |             | 9,747,000.00              | 1,076,819.46       | 442,737.57     | 1,559,019.89        | -              | 3,078,576.92  | 1,008,652.40    | 442,737.57     | -              | -              | 1,451,389.97     | 6,668,423.08  | 1,627,186.95       |                          |
| CO                                |              |                           |             | -                         |                    |                |                     |                | -             |                 |                |                |                | -                |               |                    |                          |
| <b>2. AUTOMATIC APPROPRIATION</b> |              |                           |             |                           |                    |                |                     |                |               |                 |                |                |                |                  |               |                    |                          |
| MFO 1 - Higher Education          | 3 01 0000000 |                           |             | -                         |                    |                |                     |                | -             |                 |                |                |                | -                |               |                    |                          |
| PAP                               |              |                           |             | -                         |                    |                |                     |                | -             |                 |                |                |                | -                |               |                    |                          |
| PS                                | 5 01 00 000  | 3,200,302.08              |             | 3,200,302.08              | 471,298.43         | 282,896.18     | -                   | -              | 734,194.61    | 471,298.43      | 282,896.18     | -              | -              | 734,194.61       | 2,466,107.47  | -                  |                          |
| MCOE                              | 5 02 00 000  |                           |             | -                         |                    |                |                     |                | -             |                 |                |                |                | -                |               |                    |                          |
| <b>3. SPECIAL PURPOSE FUND</b>    |              |                           |             |                           |                    |                |                     |                |               |                 |                |                |                |                  |               |                    |                          |
| GRAND TOTAL                       |              |                           |             | -                         |                    |                |                     |                | -             |                 |                |                |                | -                |               |                    |                          |
| PS                                | 5 01 00 000  | 40,249,609.85             | -           | 40,249,609.85             | 9,741,945.83       | 7,086,203.62   | 7,109,825.63        | -              | 23,949,975.08 | 9,679,022.30    | 7,122,903.45   | -              | -              | 16,801,925.75    | 16,299,634.77 | 7,148,049.33       |                          |
| MCOE                              | 5 02 00 000  | 9,747,000.00              | -           | 9,747,000.00              | 1,076,819.46       | 442,737.57     | 1,559,019.89        | -              | 3,078,576.92  | 1,008,652.40    | 442,737.57     | -              | -              | 1,451,389.97     | 6,668,423.08  | 1,627,186.95       |                          |
| Fin Exp. (if applicable)          |              |                           |             | -                         |                    |                |                     |                | -             |                 |                |                |                | -                |               |                    |                          |
| CO                                |              |                           |             | -                         |                    |                |                     |                | -             |                 |                |                |                | -                |               |                    |                          |

Certified Correct:  
  
 LIZEL J. ALVAREZ  
 Budget Officer

Certified Correct:  
  
 RENZ KARL N. MOJICA  
 Accountant

Recommending Approval:  
  
 NESTOR M. ALVAREZ  
 Director, Admin and Finance

APPROVED:  
  
 JOSE R. LISAMA Ed.D.  
 Campus Administrator